











INDOOR UNITS

INDOOR UNITS									
WALL-MOUNTED									
	MSY-GL24NA	MSZ-GL24NA	MSZ-FH18NA2	MSZ-EF18NAB	MSZ-EF18NAW	MSZ-EF18NAS	MSZ-HM24NA	MSY-D36NA-8	
	COOL (BTU/H)	22500	22400	17200	17200	17200	17200	22500	33200
	HEAT (BTU/H)	N/A	27600	18000	21600	21600	21600	N/A	35200
	SEER	20.5	20.5	22	N/A	N/A	N/A	20.5	14.5
	HSPF	N/A	10	12	N/A	N/A	N/A	N/A	8.2
	ENERGY STAR	YES	YES	YES	NO	NO	NO	YES	NO
	SOUND LEVEL AS LOW AS DB(A)	34	32	25	30	30	30	34	32
	I-SEE SENSOR OPTION	NO	NO	YES	NO	NO	NO	NO	NO
	CONTROL OPTIONS AVAILABLE	ALL	ALL	ALL	ALL	ALL	ALL	ALL	ALL
FILTER TYPE	A, N	E, N	A	A	A	A	A, N	A, C	
FAN SPEEDS	4 SPEED	3 SPEED	5 SPEED	5 SPEED	5 SPEED	5 SPEED	4 SPEED	3 SPEED	
TIMER	24H	24H	24H	WK, 24H	WK, 24H	WK, 24H	24H	24H	
FLOOR-MOUNTED		HORIZONTAL DUCTED			CEILING RECESSED		AIR HANDLER		
	MFZ-KJ18NA			SEZ-KD18NA4R1.TH			MVZ-A36AA4		
	COOL (BTU/H)			17200			36000		
	HEAT (BTU/H)			21600			38000		
	SEER			17.5			19.3		
HSPF			10			9.5			
ENERGY STAR			YES			NO			
SOUND LEVEL AS LOW AS DB(A)			30			30			
I-SEE SENSOR OPTION			NO			NO			
CONTROL OPTIONS AVAILABLE			ALL			ALL			
FILTER TYPE			F			F			
FAN SPEEDS			3 SPEED			3 SPEED			
TIMER	WK, 24H, SL		VARIES BY CONTROL		VARIES BY CONTROL		VARIES BY CONTROL		